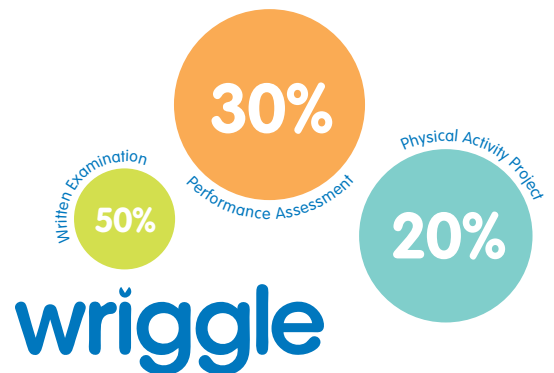


Hit the Ground Running in Leaving Cert PE with iPad

PE has officially become an examination subject for the Leaving Certificate. The new curriculum heavily promotes the use of technology. Wriggle have the perfect ed-tech tools to make sure that the introduction of PE is as seamless as possible, whether you have years of iPad experience or none.

How can Wriggle help?

There are three strands to the new LCPE curriculum **50% of which involves the use of a digital device to complete and submit a physical activity project and conduct skill-performance analysis.** Wriggle offers a complete PE Leaving Cert bundle to support teachers in the development of a successful PE curriculum in their school. As well as the technology, Wriggle understand that training is key. Therefore, we have designed, in consultation with PE teachers, a specific 'PE Digital Training Workshop' that teaches you how to utilise the iPad for performance analysis, identification of performance goals, evidence of ongoing training/practice and other key skills.

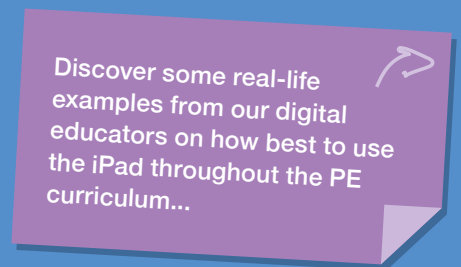


What's included:

A typical 36 Month Subscription for a class set from €287* (excl VAT) per month gives you:

- 16 x Apple iPad 32GB
- 16 x Protective Cases
- 16 x Setup & Configuration
- 16 x Management Licences
- 1 x MultiPad Storage Cart
- 1 x Padcaster Ultimate Studio iPad Tripod
- Pre-Installed PE Apps

*128GB iPad PE bundles available.
*Price subject to availability.



Get in touch today to find out more!

Email sales@wrigglelearning.ie Call us at 01 500 9060 Visit wriggle.ie



Solution
Expert
Education



Teacher-inspired PE Lesson Plans

Get started today with our teacher-inspired lesson plan from Jamie Johnston, one of our top digital educators.



Soloing a Ball

What you'll need:

- iPad, Office 365, ePortfolio environment
- Apps: Camera, Hudl, iMovie, OneNote, OneDrive, Teams.

1

Teach & model the skill

- Teachers can record a video of themselves teaching the skill, using the camera on the iPad.
- Upload that video to Teams and OneDrive on Office365.
- Allow students access to the video for revision purposes
- Additionally, upload to OneDrive a video of a professional athlete to allow students to compare and reflect. i.e Andy Moran soloing a ball.



2

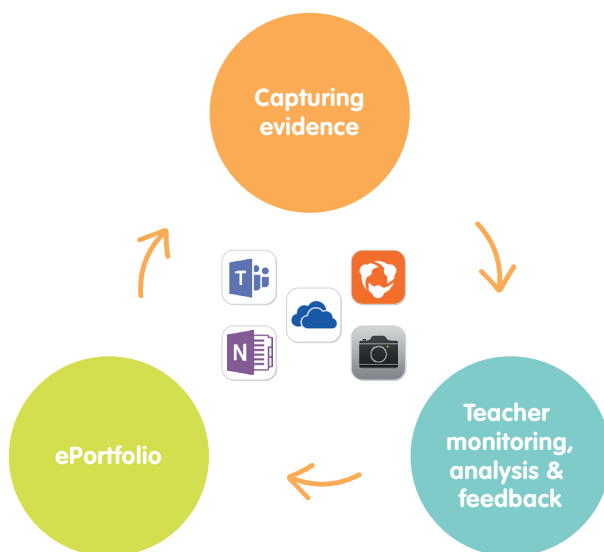
Capture evidence of students as they practice the skill

- Student records themselves soloing the ball using the camera on the iPad
- Upload the video to iMovie on the iPad to analyse and reflect on their performance
- Add in the video of Andy Moran for a side by side comparison
- Add in voice clips and text to highlight where they may have gone wrong and how they corrected their technique.
- Upload to ePortfolio

3

Teacher monitoring, analysis and feedback

- Teachers can view ePortfolios at any time leaving written, typed and voice feedback.
- Teachers can take videos and upload them into the Hudl technique app to analyse the skill.



Get in touch today to find out more!

Email sales@wrigglelearning.ie Call us at 01 500 9060 Visit wriggle.ie



Solution
Expert
Education

